

CROCHET LESSON 6

Double Crochet (US)/Treble crochet (UK)

Double/Treble Crochet

Double crochet (US) and treble crochet (UK) are the same stitches. You will usually be told when following a pattern which terms are being used, but on the odd occasion that you aren't, if single crochet is mentioned then US terms will be used.

Double crochet is seen abbreviated as DC and Treble crochet is seen abbreviated as TR.

Step by step tutorial -

https://www.anniescatalog.com/crochet/content.html?content_id=55

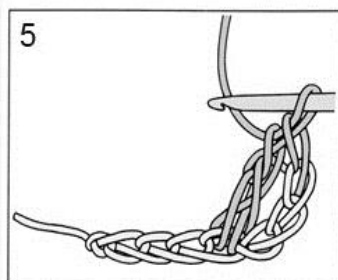
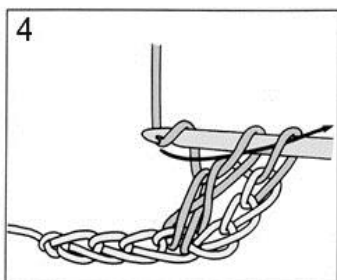
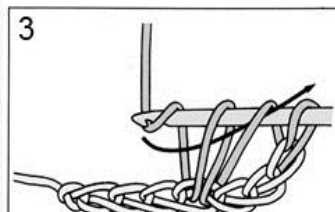

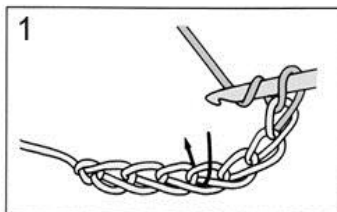
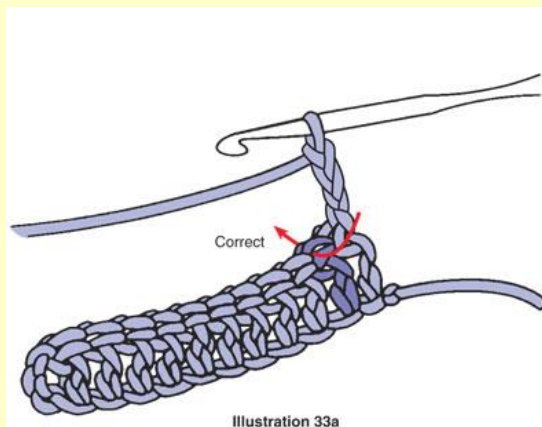
Video tutorial -

<https://www.youtube.com/watch?v=xs7SL0xM3Zo>

DC/TR in rows

As you will find which you start to following patterns, DC/TR can be crocheted into rows.

When working in rows you will turn at the end of the row. After completing the last row you will need to turn your work and chain 3. You will then skip the first DC/TR as pictured below.



When following a pattern it will tell you how many chains to start with, as you can see below we have ch 18



You will then need to start your dc/tr into the stitch indicated below. These skipped stitches will be treated as the first dc/tr.



You will then dc/tr into each chain to the end. You will have 15 dc/tr.



Upcoming Lessons

Lesson Seven

Treble Crochet (US) / Double Treble Crochet (UK)

Lesson Eight

Double Treble Crochet (US) / Triple Treble Crochet (UK)

Previous Lessons

Lesson One

Choosing your yarn and hook

Lesson Two

Starting Loop and Holding your Yarn

Lesson Three

Starting Chains and Magic Circle

Lesson Four

Single Crochet (US) / Double Crochet (UK)

Lesson Five

Half Double Crochet (US) / Half Treble Crochet (UK)

Massive Thank you to Becci 😊